


C-Contact 제품 소개서 (ver.2)



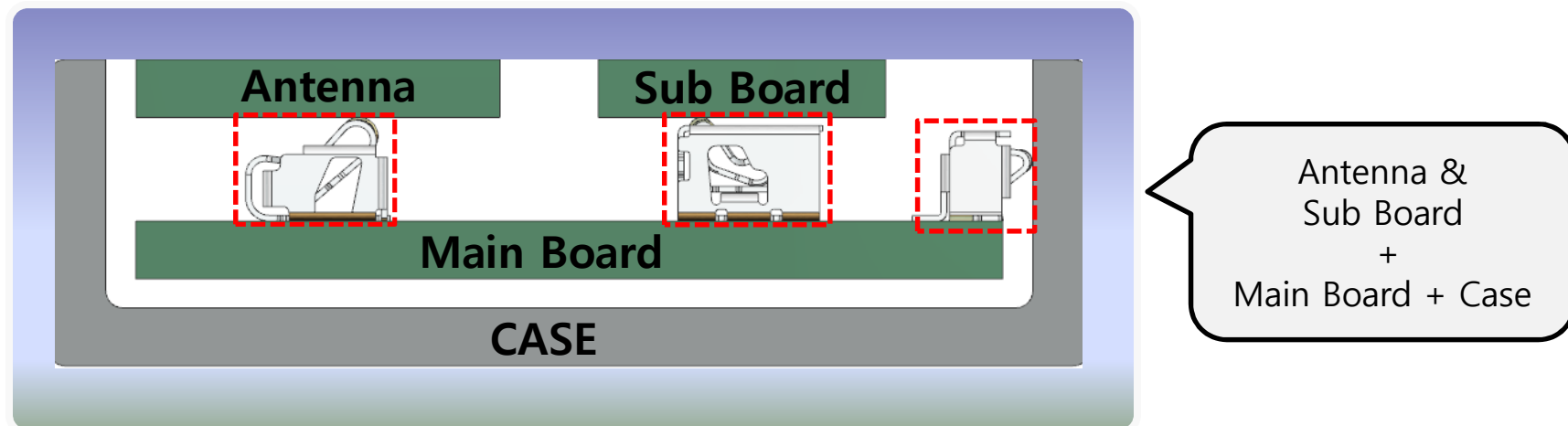
HYUPJIN CONNECTOR
R &D Center

2022. 03. 24

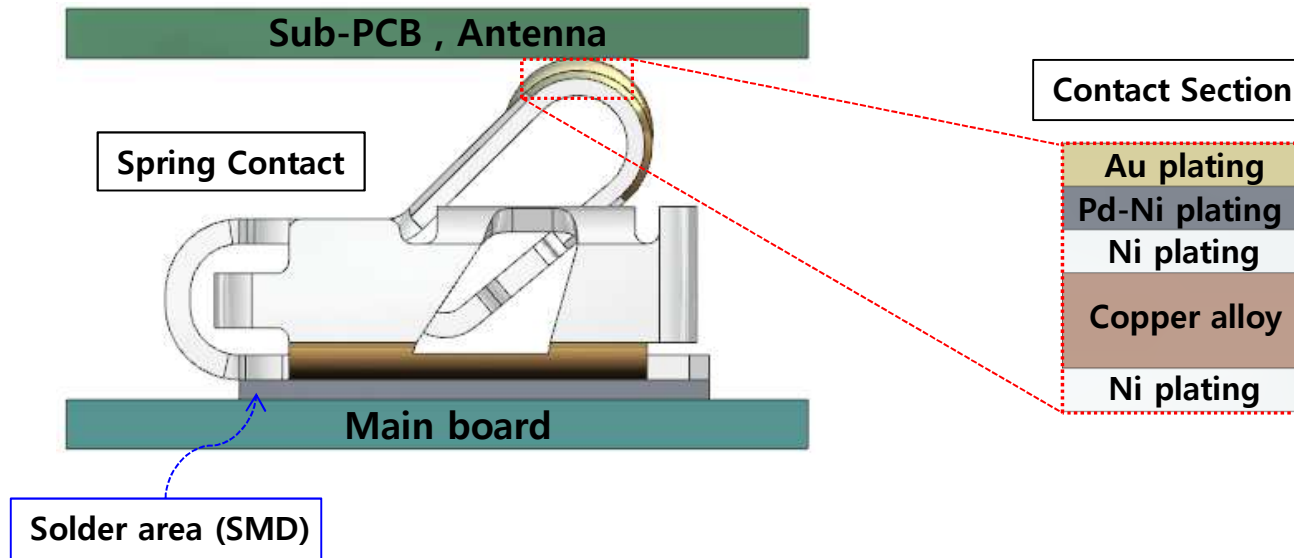
Proprietary & Confidential - 대외비

What is C-Contact?

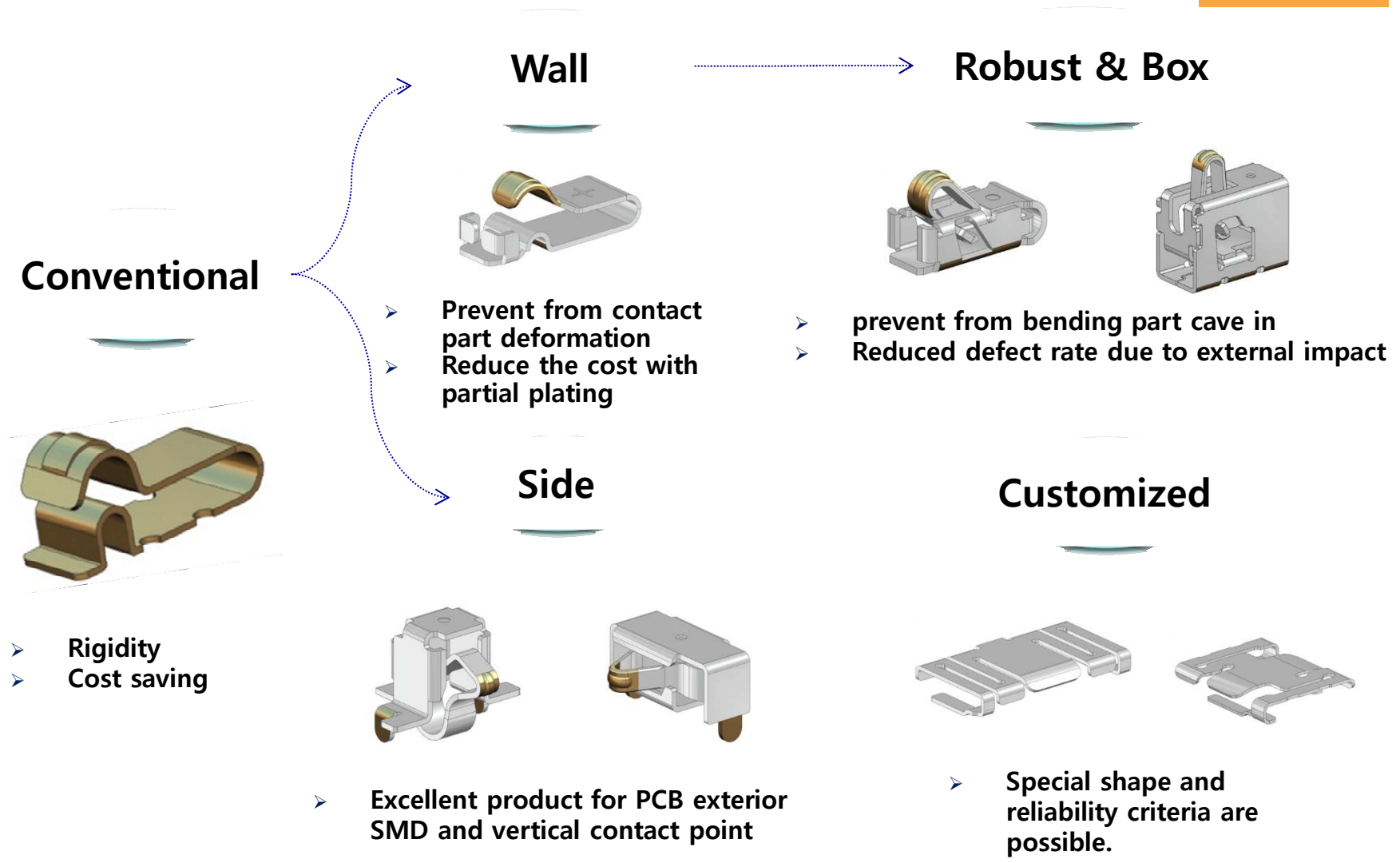
- ▶ Usages : Electronic Device interconnecting RF module with Main Board on Mobile & IT Machine
- ▶ Connecting RF Module to PCB in an effective way
- ▶ Application : All IT machines such as Mobile Phone, Wearable Dev.



Plating specifications



Progress of Spring finger contact



C-Contact Load-Map



Product Image (Line-Up)

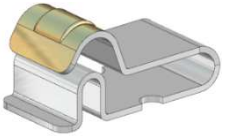
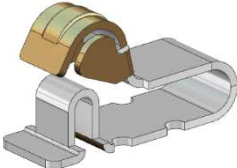
Standard				
Normal TYPE	Wall TYPE	Robust TYPE	Box TYPE	Side TYPE

Others					
Bottom TYPE	High durability TYPE	Welding TYPE	Metal Pad	Array Type	Lead Frame

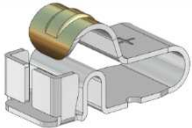
Contact Line-up_1



Conventional TYPE

Image	Part No.	Spec				
		H (mm)	L (mm)	W (mm)	Working Range (mm)	Contact Force
	HJ-ICT-06YN	1.1	2.8	1.0	0.6	Min 40gf
	HJ-ICT-03YN	1.1	2.8	1.5		Min 60gf
	HJ-ICT-05YN	1.1	2.8	1.0		Min 80gf
	HJ-BCT-02YN	1.3	2.8	1.0	0.6	Min 40gf
	HJ-BCT-04YN	1.3	2.8	1.0	1.1	
	HJ-BCT-3Y	1.3	2.8	1.0	1.1	
	HJ-BCT-09Y	1.5	3.2	1.5	0.65	
	HJ-BCT-01Y	1.5	2.8	1.0	1.0	

Wall TYPE

Image	Part No.	Spec				
		H (mm)	L (mm)	W (mm)	Working Range (mm)	Contact Force
	HJ-ICT-1.3DP-NB	1.3	2.8	1.0	0.6	Min 40gf
	HJ-1315-NB	1.3	2.8	1.0		100±20gf
	HJ-2015-NB	2.0	3.7	1.5	0.8	100±20gf
	HJ-2415-NB	2.4	4.4	1.5	1.0	100±20gf
	HJ-2815-NB	2.8	4.4	1.5	1.0	100±20gf

Contact Line-up_2



Robust TYPE

Image	Part No.	Spec				
		H (mm)	L (mm)	W (mm)	Working Range (mm)	Contact Force
	CS-090A	0.9	2.2	1.0	0.5	Min 100gf
	CS-070A	1.1	2.2	1.0		70 +15/-10gf
	CS-070B	1.1	2.2	1.0		120±20gf
	CS-071A	1.3	2.2	1.0	0.6	100±20gf
	CS-071C	1.3	2.2	1.0		70 +15/-10gf
	CS-072A	1.5	2.2	1.0		100±20gf
	CS-072C	1.5	2.2	1.0		70 +20/-10gf
	CS-073A	1.7	2.5	1.2		100±20gf
	CS-074A	2.0	2.5	1.2	0.7	100±20gf
	CS-074C	2.0	2.5	1.2		70 +20/-10gf
	CS-123A	1.1	1.8	1.0		0.6
	CS-125A	1.5	1.8	1.0	0.6	120±20gf

Contact Line-up_3



BOX TYPE

Image	Part No.	Spec				
		H (mm)	L (mm)	W (mm)	Working Range (mm)	Contact Force
	CS-113A	2.35	2.5	1.3	0.7	120±20gf
	CS-113C	2.35	2.5	1.3	0.7	70 +20/-10gf
	CS-116A	2.5	2.5	1.3	0.7	120±20gf
	CS-076B	2.8	2.5	1.3	0.85	Min 100gf
	CS-111A	2.8	2.5	1.3	0.85	Min 100gf
	CS-077B	3.2	2.5	1.3	0.85	Min 100gf
	CS-112A	3.2	2.5	1.3	0.85	Min 100gf

Side TYPE

Image	Part No.	Spec				
		H (mm)	L (mm)	W (mm)	Working Range (mm)	Contact Force
	CS-103A	2.25	2.7	2.33	0.73	120±20gf
	CS-107A	2.05	2.7	2.43	0.85	Min 100gf
	CS-118A	2.05	2.7	2.43	0.85	Min 100gf
	CS-121A	1.55	2.75	2.03	0.85	120±20gf

Contact Line-up_4



Others

Image	Part No.	Spec				
		H (mm)	L (mm)	W (mm)	Working Range (mm)	Contact Force
	CS-120A	0.82	4.36	3.2	0.37	Max 50gf
	CS-126A	0.82	5.0	3.2	0.37	Max 90gf
	CS-128A	0.85	4.4	3.7	0.37	Max 90gf
	CS-122A	0.87	2.5	1.3	0.37	Min 100gf

Image	Part No.	Spec				
		H (mm)	L (mm)	W (mm)	Working Range (mm)	Contact Force
	CS-129A	1.2	2.2	3.6	0.6	120±20gf

Image	Part No.	Spec				
		H (mm)	L (mm)	W (mm)	Working Range (mm)	Contact Force
	CS-131A	1.15	3.3	2.6	0.72	Min 35gf

Contact Line-up_5



Others


Image	Part No.	Spec		
		L (mm)	W (mm)	T (mm)
	CF-015A	2.0	1.5	0.1



Image	Part No.	Spec
	LF-001A	All in one type

Image	Part No.	Number Of Contact	Spec				
			H (mm)	L (mm)	W (mm)	Working Range (mm)	Contact Force (gf/pin)
	AS-001A	8	1.25	8.0	3.0	0.55	70 +15/-10gf



THANK YOU